



Club Health Assessment for District 33 Y through December 2025

			Status	Membership					Reports				Finance	LCIF		
Club Number	Club Name	Charter Date	Times in Status Quo in Past 2 Years	Current Member Count **	YTD Members Added	YTD Members Dropped	YTD Net Growth% ***	Member Count 1 Year Ago	Dropped Members Avg.Length of Service	Months Since Membership Update	Current Officers Reported ****	Current President Repeated Term	VP Reported *****	Last Date Reported Service (mm/yyyy)	Account Balance	YTD Donations
Clubs more than two years old																
11924	ADAMS	07/31/1939	Active	62	3	0	5.08%	62		3	Y		N	12/2025		
11925	AGAWAM	03/17/1944	Active	69	0	2	-2.82%	74	10	0	Y		N	07/2025		\$500.00
117176	AMHERST	06/15/2012	Active	2	0	0	0.00%	2		28	N	None		09/2017		
11928	BELCHERTOWN	09/06/1945	Active	44	2	2	0.00%	45	7	1	Y		N	11/2018		
11929	CHARLEMONT	11/20/1946	Active	13	0	0	0.00%	13		19	Y	3	R	09/2024	\$38.00	
11930	CHESHIRE	11/08/1955	Active	24	0	2	-7.69%	30	7	1	Y		N	08/2025	\$1,000.00	
11933	CUMMINGTON	01/07/1968	Cancelled(8*)	0	0	7	-100.00%	7	25	0	N	None		06/2013	90+ Days	
11934	DALTON	12/22/1960	Active	17	0	2	-10.53%	19	21	4	N	None		08/2011		\$50.00
11969	DEERFIELD	04/12/1946	Active	16	0	0	0.00%	18		8	Y	17	R	01/2021		
11936	EAST LONGMEADOW	02/22/1943	Active	42	0	2	-4.55%	37	18	0	Y		N	04/2025		
11938	GRANBY	08/11/1953	Active	25	1	1	0.00%	23	21	1	Y	3		04/2019		
11939	GRANVILLE-TOLLAND L C	06/02/1965	Active	18	0	0	0.00%	23		7	Y	2	R	09/2018		
11944	HATFIELD	12/20/1944	Active	15	0	1	-6.25%	19	9	1	Y		N	06/2025		
11945	HINSDALE	12/16/1954	Active	22	0	0	0.00%	21		6	Y	8	R	11/2025		
11946	HOLYOKE	11/24/1922	Active	7	0	0	0.00%	8		7	N	None		12/2018		
11948	HUNTINGTON	09/11/1951	Active	10	0	0	0.00%	11		5	Y	3	R	07/2025		
11951	LEE	12/08/1964	Active	28	0	3	-9.68%	30	6	5	Y		N	11/2025		\$53.00
11954	LUDLOW	01/18/1943	Active	38	0	0	0.00%	39		0	Y	3	N	08/2021		\$60.00
11956	NORTH ADAMS	07/28/1938	Active	22	4	2	10.00%	18	6	0	Y		N	11/2025		\$250.00
11957	NORTHAMPTON	03/16/1936	Active	32	0	0	0.00%	31		9	Y	2		12/2025		
41332	PELHAM	05/25/1982	P- Active	0	0	0	0.00%	1		6	N	None		11/2019		
11959	PITTSFIELD	08/01/1922	Active	9	1	6	-35.71%	14	14	0	Y	6		09/2025		\$450.00
11962	SOUTHAMPTON	02/19/1962	Active	28	1	2	-3.45%	29	8	3	Y		N	12/2018		
11964	SOUTHWICK	04/02/1947	Active	60	3	3	0.00%	58	3	0	Y	2	N	12/2025	90+ Days	\$807.00
Exc Award (06/30/2024)																
11967	SPRINGFIELD 16 ACRES	04/25/1947	Active	20	0	0	0.00%	21		6	Y	4		07/2025		\$50.00
11968	STOCKBRIDGE	05/18/1965	Active	4	0	0	0.00%	4		64	N	None				



Club Health Assessment for District 33 Y through December 2025

INTERNATIONAL

						Status				Membership				Reports				Finance		LCIF
						Times in Status Quo in Past 2 Years	Current Member Count **	YTD Members Added	YTD Members Dropped	YTD Net Growth***	Member Count 1 Year Ago	Dropped Members Avg.Length of Service	Months Since Membership Update	Current Officers Reported ****	Current President Repeated Term	VP Reported *****	Last Date Reported Service (mm/yyyy)	Account Balance	YTD Donations	
Club Number	Club Name	Charter Date																		
11972	WEST SPRINGFIELD	10/31/1945	Active	66	1	4	-4.35%	69	18	1	Y		N	11/2024		\$650.00				
11974	WILBRAHAM	09/19/1946	Active	9	0	0	0.00%	9		1	Y	9		10/2025						
11970	WILLIAMSBURG	10/05/1971	Active	11	0	0	0.00%	11		1	N	None		11/2022						
Current Total Clubs Count	YTD New Clubs Count	YTD Cancelled Clubs Count	YTD Net Club Gain	Current Total Members Count	YTD Add	YTD Drop	YTD Net Growth	YTD Net Growth %	Member Count 12 Months Ago	Average Member Count Per Club	% of Clubs with less than 20 members	% No Officer Report in 12 Months	% of Clubs with balance 90+ days	Number of Clubs in Status Quo	% Status Quo Clubs in Financial Suspension	Number of Cancelled Clubs	Average Cancelled Club Age	Members Lost Due to Cancellation	% of Clubs Cancelled for Non-Financial Reasons	
28	0	1	-1	713	16	39	-23	-3.13%	746	25	46%	18%	4%	0	0%	1	58	7	0%	

* - P - Priority Club. Cancellation Reasons: 1-Objectives/conduct, 2-Non-active club, 5-Non-existing club, 6-Disbanding, 7-Merger, 8-Financial Suspension, 9-District/Multiple District Dues.

** Red denotes below 15 active members.

*** Red denotes 20% + loss.

**** Y - all 3 (President, Secretary, Treasurer) club officers reported, N - not all 3 reported.

***** Abbreviation: N-New, IP-Immediate Past, R-Repeat.



Club Health Assessment for District 33 A through December 2025

			Status	Membership						Reports				Finance	LCIF	
Club Number	Club Name	Charter Date	Times in Status Quo in Past 2 Years	Current Member Count **	YTD Members Added	YTD Members Dropped	YTD Net Growth% ***	Member Count 1 Year Ago	Dropped Members Avg.Length of Service	Months Since Membership Update	Current Officers Reported ****	Current President Repeated Term	VP Reported *****	Last Date Reported Service (mm/yyyy)	Account Balance	YTD Donations
Clubs less than two years old																
157827	Worcester	04/11/2024	Active	17	0	1	-5.56%	23	2	0	Y		N	05/2025		\$1,070.00
Clubs more than two years old																
11976	ASHBURNHAM	02/15/1965	Active	30	2	1	3.45%	29	0	2	Y		R	10/2025		\$25.00
11977	ATHOL	01/31/1950	Active	44	0	1	-2.22%	44	3	0	Y		N	10/2025		
11978	AUBURN	05/22/1952	Active	5	0	0	0.00%	5		23	Y	4		03/2025		\$100.00
11979	BARRE	06/16/1964	Active	20	1	0	5.26%	19		2	Y	2	N	11/2025		\$220.00
Exc Award (06/30/2018, 06/30/2020)																
131951	Bay State VIP	06/28/2017	Active	2	0	0	0.00%	2		21	Y	9		08/2024		
11980	BERLIN	03/23/1965	Active(1)	11	2	2	0.00%	11	9	1	Y	2		03/2025		\$50.00
11981	BOLTON	06/09/1964	Active(1)	6	3	0	100.00%	4		0	Y			05/2025		\$10.00
11983	BOYLSTON	03/10/1964	Active	47	0	0	0.00%	48		6	Y		R	10/2025		
11984	BROOKFIELDS	05/25/1943	Active	35	0	0	0.00%	33		7	Y	8	R	10/2025		\$20.00
Exc Award (06/30/2020)																
31336	CHARLTON	11/10/1975	Active	23	3	2	4.55%	27	19	0	N		N	12/2024		\$35.00
11985	CLINTON	02/09/1942	Active	1	0	0	0.00%	1		21	Y	12		05/2025		
11987	FITCHBURG COMMUNITY	10/06/1949	Active	14	1	3	-12.50%	17	3	1	Y	6		09/2025		\$360.00
11988	GARDNER	08/25/1949	Active	41	1	5	-8.89%	48	12	1	Y		IP	10/2025		
11989	GRAFTON	01/01/1955	Active	32	4	3	3.23%	32	8	1	Y		N	11/2025		\$70.00
Exc Award (06/30/2021)																
11990	HARVARD	03/16/1957	Active	63	0	0	0.00%	71		0	Y			12/2025		\$200.00
Exc Award (06/30/2020)																
68651	HOPEDALE	04/18/2003	Active(1)	3	0	0	0.00%	3		18	Y	9		07/2025		\$150.00
31433	HUBBARDSTON	12/15/1975	Active	46	2	0	4.55%	45		6	Y		IP	10/2025		\$1,000.00
Exc Award (06/30/2018, 06/30/2020, 06/30/2023)																
11993	LEICESTER	11/28/1945	Active	8	0	4	-33.33%	12	18	0	Y	8		09/2025		\$25.00
78715	LEOMINSTER	04/06/2004	Active	15	2	0	15.38%	14		4	Y	2		02/2025		\$395.00
98119	LUNENBURG TURKEY HILL FAMILY	01/01/2007	Active	70	6	8	-2.78%	72	9	0	Y	3		11/2024		



Club Health Assessment for District 33 A through December 2025

			Status	Membership						Reports				Finance	LCIF	
Club Number	Club Name	Charter Date	Times in Status Quo in Past 2 Years	Current Member Count **	YTD Members Added	YTD Members Dropped	YTD Net Growth% ***	Member Count 1 Year Ago	Dropped Members Avg.Length of Service	Months Since Membership Update	Current Officers Reported ****	Current President Repeated Term	VP Reported *****	Last Date Reported Service (mm/yyyy)	Account Balance	YTD Donations
28181	MENDON	03/22/1974	Active	41	3	0	7.89%	39		1	Y		N	12/2025		\$690.00
Exc Award (06/30/2018, 06/30/2022)																
11996	MILFORD	09/23/1952	Active	55	3	2	1.85%	57	19	1	Y			12/2025	90+ Days	\$3,155.00
30101	MILLBURY	01/06/1975	Active	53	1	0	1.92%	54		5	Y		N	12/2025	90+ Days	
11997	MONSON	06/06/1955	Active	21	4	0	23.53%	15		0	Y	2		11/2025		\$500.00
Exc Award (06/30/2021, 06/30/2025)																
11998	NORTHBORO	12/06/1950	Active(1)	10	0	8	-44.44%	19	14	0	Y	2		11/2024		\$25.00
30580	ORANGE	04/24/1975	Active	6	0	0	0.00%	6		1	Y	2		11/2024		\$10.00
11999	OXFORD	09/28/1945	Active	18	0	0	0.00%	20		6	Y	5	N	12/2025		\$520.00
12000	PALMER	05/26/1949	Active	17	1	0	6.25%	16		2	Y		N	05/2025		\$215.00
42401	PAXTON	03/29/1983	Active	17	1	2	-5.56%	19	14	0	Y	2	N	12/2025		
Exc Award (06/30/2021, 06/30/2023)																
31434	PETERSHAM	12/08/1975	Active	35	0	0	0.00%	30		4	Y		N	12/2025		
33021	PHILLIPSTON	11/29/1976	Active	4	0	0	0.00%	4		21	Y	3		10/2025		\$100.00
12001	RUTLAND	10/05/1971	Active	45	0	0	0.00%	50		4	Y		N	12/2025		\$5.00
12002	SHREWSBURY	06/01/1943	Active	21	0	2	-8.70%	24	9	1	Y	7	N	07/2025		
12004	SOUTHBRIDGE	04/30/1937	Active	64	0	0	0.00%	65		11	Y		N	03/2025	90+ Days	\$500.00
12007	STURBRIDGE	01/04/1966	Active	21	0	1	-4.55%	25	22	3	Y		N	12/2025		
44012	SUTTON	06/18/1984	Active	46	1	0	2.22%	44		4	Y	2	R	04/2025		
Exc Award (06/30/2024)																
31547	TEMPLETON	01/26/1976	Active	22	0	3	-12.00%	23	10	1	Y		R	11/2025	90+ Days	
125093	Uxbridge	06/10/2015	Active	14	0	0	0.00%	14		19	Y	3	R	12/2025		\$5.00
12010	WARE	09/18/1945	Active	12	1	4	-20.00%	16	39	2	Y	3	R	10/2025		\$5.00
12012	WEBSTER	09/26/1929	Active	16	0	1	-5.88%	18	11	0	Y		IP	10/2025		\$10.00
103407	WEST BROOKFIELD	08/26/2008	Active	14	0	1	-6.67%	16	11	5	Y	9		05/2025		
55632	WESTBOROUGH	04/29/1994	Active	8	0	1	-11.11%	9	4	0	Y	2	R	11/2025		\$20.00
12015	WESTMINSTER	06/22/1959	Active	29	0	0	0.00%	30		6	Y	2		05/2025		\$500.00
12016	WINCHENDON	09/18/1963	Active	19	0	0	0.00%	23		6	Y	3	N	12/2025		\$5.00



Club Health Assessment for District 33 A through December 2025

						Status		Membership					Reports				Finance		LCIF	
						Times in Status Quo in Past 2 Years		Current Member Count **	YTD Members Added	YTD Members Dropped	YTD Net Growth***	Member Count 1 Year Ago	Dropped Members Avg.Length of Service	Months Since Membership Update	Current Officers Reported ****	Current President Repeated Term	VP Reported *****	Last Date Reported Service (mm/yyyy)	Account Balance	YTD Donations
Club Number	Club Name		Charter Date																	
Current Total Clubs Count	YTD New Clubs Count	YTD Cancelled Clubs Count	YTD Net Club Gain	Current Total Members Count	YTD Add	YTD Drop	YTD Net Growth	Member Count 12 Months Ago	Average Member Count Per Club	% of Clubs with less than 20 members	% No Officer Report in 12 Months	% of Clubs with balance 90+ days	Number of Clubs in Status Quo	% Status Quo Clubs in Financial Suspension	Number of Cancelled Clubs	Average Cancelled Club Age	Members Lost Due to Cancellation	% of Clubs Cancelled for Non-Financial Reasons		
45	0	0	0	1,141	42	55	-13	-1.13%	1,196	25	49%	0%	9%	0	0%	0	0	0	0%	

* - P - Priority Club. Cancellation Reasons: 1-Objectives/conduct, 2-Non-active club, 5-Non-existing club, 6-Disbanding, 7-Merger, 8-Financial Suspension, 9-District/Multiple District Dues.

** Red denotes below 15 active members.

*** Red denotes 20% + loss.

**** Y - all 3 (President, Secretary, Treasurer) club officers reported, N - not all 3 reported.

***** Abbreviation: N-New, IP-Immediate Past, R-Repeat.




Club Health Assessment for District 33 N through December 2025

			Status	Membership						Reports				Finance	LCIF	
Club Number	Club Name	Charter Date	Times in Status Quo in Past 2 Years	Current Member Count **	YTD Members Added	YTD Members Dropped	YTD Net Growth% ***	Member Count 1 Year Ago	Dropped Members Avg.Length of Service	Months Since Membership Update	Current Officers Reported ****	Current President Repeated Term	VP Reported *****	Last Date Reported Service (mm/yyyy)	Account Balance	YTD Donations
Clubs more than two years old																
12020	ACTON	08/18/1955	Active	64	0	4	-5.88%	67	14	0	Y		N	10/2025		\$100.00
	Exc Award (06/30/2016)															
12021	AMESBURY	02/26/1950	Active	46	2	0	4.55%	45		1	Y	2		12/2025		\$1,150.00
	Exc Award (06/30/2017, 06/30/2022)															
12026	BILLERICA	03/19/1957	Active	37	9	9	0.00%	37	6	1	Y		N	02/2024		\$600.00
	Exc Award (06/30/2017)															
12028	CHELMSFORD	01/19/1948	Active	11	0	1	-8.33%	13	3	0	Y			12/2025		
	Exc Award (06/30/2023)															
12029	CONCORD	10/08/1941	Active	26	0	0	0.00%	24		2	Y	3		09/2025		\$500.00
	Exc Award (06/30/2021)															
12030	DANVERS	10/31/1939	Active	14	0	0	0.00%	10		6	Y			11/2023		
12031	DRACUT	10/20/1972	Active	12	5	1	50.00%	8	50	2	Y	6	N	12/2019		\$200.00
34830	DUNSTABLE-TYNGSBORO L C	12/20/1977	Active	21	0	0	0.00%	21		4	Y		R	12/2025		\$170.00
	Exc Award (06/30/2021, 06/30/2022)															
12032	ESSEX	02/17/1955	Active	4	0	2	-33.33%	6	11	2	Y	10	IP	10/2025		
125191	Essex County Regional	06/18/2015	Active	3	2	1	50.00%	2	5	0	Y	3		05/2022		
	Exc Award (06/30/2017)															
12036	HAVERHILL	11/27/1944	Active	32	0	1	-3.03%	36	5	3	Y		N	12/2025		\$170.00
	Exc Award (06/30/2017, 06/30/2021, 06/30/2022, 06/30/2024)															
12037	IPSWICH	11/25/1958	Active	6	0	0	0.00%	9		12	Y	6		08/2025		
	Exc Award (06/30/2017)															
12038	LAWRENCE	12/18/1923	Active	2	0	0	0.00%	2		17	N	None		09/2024		
34753	LAWRENCE LATIN	12/08/1977	Active(1)	22	0	0	0.00%	22		17	Y		R	07/2022		
12039	LEXINGTON	10/03/1935	Active	36	2	0	5.88%	35		0	Y	2	R	12/2025		\$200.00
12041	LOWELL	08/08/1923	Active	17	0	0	0.00%	17		12	Y	2	N	09/2025		\$175.00
	Exc Award (06/30/2017, 06/30/2022)															
12042	LYNN	12/26/1922	Active	31	0	0	0.00%	37		8	N	None		01/2019		
53225	LYNN SHOE CITY	06/04/1992	Active	30	1	1	0.00%	33	18	2	Y	2	N	10/2025		\$300.00
	Exc Award (06/30/2016, 06/30/2017, 06/30/2019, 06/30/2023)															



Club Health Assessment for District 33 N through December 2025


			Status	Membership						Reports				Finance		LCIF
Club Number	Club Name	Charter Date	Times in Status Quo in Past 2 Years	Current Member Count **	YTD Members Added	YTD Members Dropped	YTD Net Growth% ***	Member Count 1 Year Ago	Dropped Members Avg.Length of Service	Months Since Membership Update	Current Officers Reported ****	Current President Repeated Term	VP Reported *****	Last Date Reported Service (mm/yyyy)	Account Balance	YTD Donations
12043	LYNN WYOMA	11/20/1953	Active	43	0	1	-2.27%	44	44	2	Y		N	12/2025		\$2,775.00
Exc Award (06/30/2017, 06/30/2023, 06/30/2024)																
12045	MAGNOLIA	06/07/1946	Active	10	0	0	0.00%	10		24	N	None		06/2019		
12048	MELROSE	10/26/1925	Active	10	0	0	0.00%	10		16	N	19		10/2021		
12049	MERRIMAC	04/28/1948	Active	12	0	2	-14.29%	14	25	0	N	None		08/2023		
12050	METHUEN	10/23/1953	Active	5	0	0	0.00%	9		6	Y	10		08/2025		\$570.00
12052	NAHANT	06/23/1954	Active	23	1	1	0.00%	23	37	0	Y	2		03/2023		
33668	NEWBURYPORT	04/19/1977	Active	31	3	0	10.71%	33		1	Y		N	11/2025		\$225.00
Exc Award (06/30/2023)																
12054	NORTH ANDOVER	03/19/1956	Active	18	0	2	-10.00%	18	27	4	Y	3	N	12/2025		\$40.00
12056	PEABODY	05/31/1945	Active(1)	36	0	0	0.00%	36		4	Y	7		05/2022	90+ Days	
12057	PEPPERELL	12/12/1947	Active	47	2	2	0.00%	50	37	1	N	None	N	11/2025		
Exc Award (06/30/2017)																
12058	READING	04/20/1938	Active	34	2	3	-2.86%	35	11	0	Y		N	09/2025		
12060	SALISBURY	02/27/1949	Active	40	4	0	11.11%	38		1	N	3		10/2024	90+ Days	
Exc Award (06/30/2021)																
12061	SAUGUS	11/30/1928	Active	46	2	4	-4.17%	46	9	1	Y		N	12/2025		
Exc Award (06/30/2023, 06/30/2024)																
12064	TEWKSBURY	11/13/1954	Active	27	2	1	3.85%	34	6	3	Y		N	10/2023	90+ Days	
Exc Award (06/30/2017)																
12066	TOWNSEND	04/05/1966	Active	39	4	2	5.41%	36	52	1	Y	4	R	12/2025	\$1,000.00	
Exc Award (06/30/2017, 06/30/2022)																
12067	WAKEFIELD	06/26/1930	Active(1)	9	0	0	0.00%	10		6	Y	7		07/2018		
46478	WOBURN BREAKFAST	07/24/1986	Active	26	0	0	0.00%	27		1	Y		N	11/2025		
Exc Award (06/30/2017)																
12071	WOBURN HOST	06/28/1950	Active	83	0	0	0.00%	83		4	Y			12/2025		\$1,500.00
53501	WOBURN MIDDLESEX	07/01/1992	Active	68	4	4	0.00%	66	21	1	Y		N	12/2025		\$340.00

Clubs Cancelled Previous Fiscal Year – Clubs Cancelled within last 12 months may be reinstated

Club Number	Club Name	Charter Date	Current Status*	Cancellation Date
-------------	-----------	--------------	-----------------	-------------------



Club Health Assessment for District 33 N through December 2025



						Status				Membership					Reports				Finance		LCIF
Club Number		Club Name		Charter Date		Times in Status Quo in Past 2 Years		Current Member Count **	YTD Members Added	YTD Members Dropped	YTD Net Growth***	Member Count 1 Year Ago	Dropped Members Avg.Length of Service	Months Since Membership Update	Current Officers Reported ****	Current President Repeated Term	VP Reported *****	Last Date Reported Service (mm/yyyy)	Account Balance	YTD Donations	
12023		AYER		10/22/1930		Cancelled(8*)		06/29/2025													
152398		Peabody North Shore		08/24/2022		Cancelled(6*)		06/29/2025													
Current Total Clubs Count	YTD New Clubs Count	YTD Cancelled Clubs Count	YTD Net Club Gain	Current Total Members Count	YTD Add	YTD Drop	YTD Net Growth	YTD Net Growth %	Member Count 12 Months Ago	Average Member Count Per Club	% of Clubs with less than 20 members	% No Officer Report in 12 Months	% of Clubs with balance 90+ days	Number of Clubs in Status Quo	% Status Quo Clubs in Financial Suspension	Number of Cancelled Clubs	Average Cancelled Club Age	Members Lost Due to Cancellation	% of Clubs Cancelled for Non-Financial Reasons		
37	0	0	0	1,021	45	42	3	0.29%	1,046	28	38%	11%	11%	0	0%	0	0	0	0%		

* - P - Priority Club. Cancellation Reasons: 1-Objectives/conduct, 2-Non-active club, 5-Non-existing club, 6-Disbanding, 7-Merger, 8-Financial Suspension, 9-District/Multiple District Dues.

** Red denotes below 15 active members.

*** Red denotes 20% + loss.

**** Y - all 3 (President, Secretary, Treasurer) club officers reported, N - not all 3 reported.

***** Abbreviation: N-New, IP-Immediate Past, R-Repeat.




Club Health Assessment for District 33 K through December 2025

INTERNATIONAL

			Status	Membership						Reports				Finance		LCIF
Club Number	Club Name	Charter Date	Times in Status Quo in Past 2 Years	Current Member Count **	YTD Members Added	YTD Members Dropped	YTD Net Growth% ***	Member Count 1 Year Ago	Dropped Members Avg.Length of Service	Months Since Membership Update	Current Officers Reported ****	Current President Repeated Term	VP Reported *****	Last Date Reported Service (mm/yyyy)	Account Balance	YTD Donations
Clubs more than two years old																
12072	ARLINGTON	01/31/1938	Active	7	0	0	0.00%	8		4	N	None		11/2022		
12073	ASHLAND	04/25/1967	Active	76	4	5	-1.30%	82	31	0	Y			12/2025		\$2,200.00
Exc Award (06/30/2016, 06/30/2018)																
54623	ASHLAND GREATER ASHLAND	06/21/1993	Active	30	0	1	-3.23%	33	7	1	Y	4	R	10/2025		\$1,100.00
Exc Award (06/30/2017, 06/30/2018, 06/30/2020)																
12075	BELLINGHAM	11/08/1950	Active	40	0	0	0.00%	38		4	Y			11/2025		\$2,000.00
12076	BELMONT	05/29/1948	Active	64	1	3	-3.03%	65	23	1	Y		N	12/2025		\$500.00
12077	BLACKSTONE	03/21/1959	Active	12	0	1	-7.69%	14	1	4	Y	2	R	10/2025		
Exc Award (06/30/2017)																
46824	BOSTON CHINATOWN	01/27/1987	Active	28	0	0	0.00%	25		2	Y		N	10/2025		\$5,100.00
Exc Award (06/30/2016, 06/30/2018)																
40113	BOSTON HOST	06/24/1981	Active	29	1	0	3.57%	27		2	Y		R	12/2025		\$643.00
110708	BOSTON UNIVERSITY EYE ASSOCIATES	04/04/2011	Active	33	4	1	10.00%	30	2	1	Y	7	R	10/2023		
108560	CAMBRIDGE	06/04/2010	Active	3	0	0	0.00%	3		3	N	5		10/2023		\$25.00
12086	CANTON	12/04/1957	Active	28	0	2	-6.67%	26	6	5	Y	2	N	10/2023		
45093	CHARLESTOWN	06/18/1985	Active	9	0	0	0.00%	15		6	N	2	N	10/2022		
12091	FOXBORO	09/09/1931	Active	57	9	2	14.00%	50	9	2	Y		N	10/2023		
12092	FRAMINGHAM	05/19/1949	Active	19	0	0	0.00%	20		3	Y	8	N	12/2025		\$200.00
Exc Award (06/30/2017)																
12093	FRANKLIN	02/27/1945	Active	11	0	2	-15.38%	14	4	0	Y			12/2025		\$100.00
Exc Award (06/30/2017, 06/30/2019)																
107695	FRANKLIN HIMALAYAN NEW ENGLAND	03/10/2010	Active	33	5	1	13.79%	27	1	5	Y	2	R	11/2023		
12094	HINGHAM	03/21/1955	Active(1)	1	0	5	-83.33%	6	18	0	N	None		10/2019		
12095	HOLLISTON	01/23/1941	Active	78	4	1	4.00%	71	18	0	Y		N	12/2025		\$1,500.00
Exc Award (06/30/2017, 06/30/2018, 06/30/2022)																
30579	HOPKINTON	04/24/1975	Active	12	0	0	0.00%	13		7	Y	6		11/2025		\$1,000.00
Exc Award (06/30/2024)																



Club Health Assessment for District 33 K through December 2025

			Status	Membership						Reports				Finance	LCIF	
Club Number	Club Name	Charter Date	Times in Status Quo in Past 2 Years	Current Member Count **	YTD Members Added	YTD Members Dropped	YTD Net Growth% ***	Member Count 1 Year Ago	Dropped Members Avg.Length of Service	Months Since Membership Update	Current Officers Reported ****	Current President Repeated Term	VP Reported *****	Last Date Reported Service (mm/yyyy)	Account Balance	YTD Donations
12096	HULL Exc Award (06/30/2017)	03/20/1961	Active	32	0	9	-21.95%	41	5	2	Y	6		12/2025	90+ Days	
12097	HYDE PARK Exc Award (06/30/2017)	12/17/1968	Active(1)	16	0	3	-15.79%	19	14	0	N	None		07/2023		
12098	MALDEN	06/23/1937	Active	31	0	0	0.00%	33		6	N	3		10/2024		\$150.00
12099	MARLBOROUGH Exc Award (06/30/2017, 06/30/2018, 06/30/2025)	01/28/1951	Active	36	3	1	5.88%	31	29	0	Y	2	N	12/2025		\$3,350.00
12101	MEDFIELD	11/24/1944	Active	63	1	3	-3.08%	69	15	0	Y		N	11/2025		\$1,600.00
12102	MEDFORD	03/16/1937	Active	8	1	3	-20.00%	10	10	0	Y	4	R	07/2025		
42061	MEDWAY Exc Award (06/30/2020)	12/09/1982	Active	46	7	0	17.95%	43		3	Y			12/2025		\$8,375.00
12104	MILLIS Exc Award (06/30/2017, 06/30/2019)	02/28/1945	Active	44	1	0	2.33%	43		1	Y		N	12/2025		\$350.00
12106	NATICK	06/15/1955	Active	2	0	0	0.00%	2		12	N	4		12/2024		
88541	NEW ENGLAND COLLEGE OF OPTOMETRY	06/06/2005	Active(1)	14	5	0	55.56%	14		1	Y		N	11/2023		
12108	NEWTON	03/19/1942	Active	1	0	0	0.00%	1		14	N	12		11/2024		
12109	NORFOLK Exc Award (06/30/2018)	10/16/1958	Active	103	4	8	-3.74%	105	9	1	Y		N	12/2025	\$2,230.00	
12110	NORWOOD	03/04/1941	Active	1	0	0	0.00%	1		11	N			05/2023		
12111	PLAINVILLE	01/28/1946	Active	18	0	0	0.00%	19		6	Y	2		11/2025		
12112	QUINCY Exc Award (06/30/2016, 06/30/2020, 06/30/2022, 06/30/2025)	01/20/1941	Active	72	1	1	0.00%	71	10	1	Y		N	10/2025	\$270.00	
12113	RANDOLPH Exc Award (06/30/2016, 06/30/2022)	04/12/1950	Active	32	1	0	3.23%	32		2	Y		N	12/2025	90+ Days	\$850.00
59547	SHARON Exc Award (06/30/2016, 06/30/2017, 06/30/2022, 06/30/2023)	05/14/1997	Active	28	2	0	7.69%	28		5	Y			12/2025	90+ Days	\$275.00
12115	SHERBORN Exc Award (06/30/2017)	12/03/1963	Active	25	0	2	-7.41%	27	4	2	Y		R	07/2024	\$100.00	
12116	SOMERVILLE Exc Award (06/30/2018)	10/10/1933	Active	24	0	0	0.00%	24		7	Y		N	10/2023		



Club Health Assessment for District 33 K through December 2025

			Status			Membership					Reports				Finance		LCIF		
Club Number	Club Name	Charter Date	Times in Status Quo in Past 2 Years	Current Member Count **	YTD Members Added	YTD Members Dropped	YTD Net Growth% ***	Member Count 1 Year Ago	Dropped Members Avg.Length of Service	Months Since Membership Update	Current Officers Reported ****	Current President Repeated Term	VP Reported *****	Last Date Reported Service (mm/yyyy)	Account Balance	YTD Donations			
12117	STOUGHTON	05/24/1950	Active	36	4	1	9.09%	31	0	2	Y		N	12/2025	90+ Days	\$450.00			
12118	STOW	04/07/1965	Active	25	3	0	13.64%	20		0	Y	2	R	12/2025					
Exc Award (06/30/2016, 06/30/2017, 06/30/2018)																			
138695	Sudbury	06/21/2019	Cancelled(6*)	0	0	0	0.00%	1		6	N	None		02/2022					
12119	WALPOLE	03/31/1956	Active	20	0	2	-9.09%	22	21	5	Y	4		11/2023					
12120	WALTHAM	08/28/1939	Active	60	1	11	-14.29%	69	17	0	Y		N	12/2025					
130845	Wellesley Centennial	05/04/2017	Active	12	0	0	0.00%	11		3	Y	2	N	05/2025					
Exc Award (06/30/2023, 06/30/2024)																			
12125	WESTWOOD	05/17/1940	Active	17	0	0	0.00%	26		7	Y	3		11/2024					
Exc Award (06/30/2018)																			
60391	WEYMOUTH	02/20/1998	Active	16	0	0	0.00%	17		6	Y	10	N	08/2023					
12127	WRENTHAM	04/22/1941	Active	60	0	4	-6.25%	66	13	1	Y		N	11/2025	90+ Days	\$1,100.00			
Current Total Clubs Count	YTD New Clubs Count	YTD Cancelled Clubs Count	YTD Net Club Gain	Current Total Members Count	YTD Add	YTD Drop	YTD Net Growth %	Member Count 12 Months Ago	Average Member Count Per Club	% of Clubs with less than 20 members	% No Officer Report in 12 Months	% of Clubs with balance 90+ days	Number of Clubs in Status Quo	% Status Quo Clubs in Financial Suspension	Number of Cancelled Clubs	Average Cancelled Club Age	Members Lost Due to Cancellation	% of Clubs Cancelled for Non-Financial Reasons	
46	0	1	-1	1,412	62	72	-10	-0.70%	1,443	31	39%	0%	11%	0	0%	1	6	0	100%

* - P - Priority Club. Cancellation Reasons: 1-Objectives/conduct, 2-Non-active club, 5-Non-existing club, 6-Disbanding, 7-Merger, 8-Financial Suspension, 9-District/Multiple District Dues.

** Red denotes below 15 active members.

*** Red denotes 20% + loss.

**** Y - all 3 (President, Secretary, Treasurer) club officers reported, N - not all 3 reported.

***** Abbreviation: N-New, IP-Immediate Past, R-Repeat.



Club Health Assessment for District 33 S through December 2025

			Status	Membership						Reports				Finance	LCIF	
Club Number	Club Name	Charter Date	Times in Status Quo in Past 2 Years	Current Member Count **	YTD Members Added	YTD Members Dropped	YTD Net Growth% ***	Member Count 1 Year Ago	Dropped Members Avg.Length of Service	Months Since Membership Update	Current Officers Reported ****	Current President Repeated Term	VP Reported *****	Last Date Reported Service (mm/yyyy)	Account Balance	YTD Donations
Clubs less than two years old																
190335	Swansea	09/22/2025	Active	25	28	3	100.00%	0	0	0	Y			12/2025		
190241	Taunton	12/22/2025	Newly Chartered	22	23	1	100.00%	0	0	0	Y					
Clubs more than two years old																
12128	ABINGTON	04/20/1955	Active	20	0	0	0.00%	22		3	Y	3	R	05/2025		\$2,070.00
Exc Award (06/30/2018, 06/30/2019, 06/30/2021, 06/30/2023, 06/30/2024)																
12129	ACUSHNET	02/12/1957	Active	45	1	0	2.27%	48		2	Y		N	09/2024		
12131	ATTLEBORO SOUTH	11/17/1965	Active	59	2	2	0.00%	51	5	0	Y		N	10/2025		\$133.00
Exc Award (06/30/2021, 06/30/2023, 06/30/2025)																
59896	BARNSTABLE-YARMOUTH L C	08/01/1997	Active	14	2	1	7.69%	11	0	3	Y	3	R	12/2025		\$10.00
Exc Award (06/30/2018, 06/30/2020)																
12133	BRIDGEWATER	12/14/1926	Active	54	2	1	1.89%	63	4	1	Y		R	10/2025		\$1,641.00
Exc Award (06/30/2018, 06/30/2023)																
52284	BRIDGEWATER ACADEMY	12/17/1991	Active	21	0	0	0.00%	21		4	Y		R	12/2025		\$12,045.00
Exc Award (06/30/2019, 06/30/2020, 06/30/2022, 06/30/2023)																
102064	BRIDGEWATER COMMUNITY	05/08/2008	Active	14	0	2	-12.50%	15	17	4	Y			01/2025		\$5,020.00
Exc Award (06/30/2021)																
102142	BROCKTON	06/18/2008	Active	12	0	0	0.00%	11		4	Y	4		05/2024		\$5.00
Exc Award (06/30/2018, 06/30/2021)																
145692	Cape Cod Paws of Comfort	03/17/2021	Active	11	4	0	57.14%	7		2	Y	2	R	12/2025		\$5.00
12159	CHATHAM-NAUSET L C	01/07/1970	Active	20	11	1	100.00%	2	0	0	Y	3		06/2025		\$75.00
Exc Award (06/30/2021)																
102156	DARTMOUTH	06/03/2008	Active(1)	1	0	0	0.00%	1		43	N	None		10/2017		
12137	DENNIS HARWICH L C	12/13/1967	Active	14	0	0	0.00%	16		6	Y		N	11/2025		\$210.00
Exc Award (06/30/2017, 06/30/2019)																
12138	DIGHTON	10/25/1955	Active	49	1	0	2.08%	51		4	Y			12/2025		\$270.00
Exc Award (06/30/2018, 06/30/2021, 06/30/2023)																



Club Health Assessment for District 33 S through December 2025

			Status	Membership						Reports				Finance	LCIF	
Club Number	Club Name	Charter Date	Times in Status Quo in Past 2 Years	Current Member Count **	YTD Members Added	YTD Members Dropped	YTD Net Growth% ***	Member Count 1 Year Ago	Dropped Members Avg.Length of Service	Months Since Membership Update	Current Officers Reported ****	Current President Repeated Term	VP Reported *****	Last Date Reported Service (mm/yyyy)	Account Balance	YTD Donations
111506	DUXBURY	06/24/2011	Active	11	0	0	0.00%	13		7	Y	2	N	11/2025		
	Exc Award (06/30/2019, 06/30/2024)															
12141	EAST BRIDGEWATER	02/27/1968	Active(1)	31	1	5	-11.43%	0	31	0	Y	3		10/2021		\$20.00
	Exc Award (06/30/2018, 06/30/2019)															
12142	EASTON	09/16/1931	Active	143	5	6	-0.69%	155	7	2	Y		N	11/2025	90+ Days	\$100.00
	Exc Award (06/30/2017, 06/30/2021, 06/30/2024)															
12143	FAIRHAVEN	10/24/1944	Active	27	1	0	3.85%	32		4	Y	3	R	12/2025		\$15.00
	Exc Award (06/30/2018, 06/30/2019, 06/30/2020)															
12144	FALL RIVER	03/07/1923	Active	31	4	0	14.81%	27		0	Y	2	N	12/2024		
	Exc Award (06/30/2017, 06/30/2018)															
53358	FALL RIVER CAROUSEL	06/16/1992	Active	25	1	2	-3.85%	26	21	1	Y	7	R	12/2025		\$105.00
105371	FALMOUTH	05/04/2009	Active	2	0	0	0.00%	12		7	N	None		03/2024		
12146	FREETOWN	03/21/1946	Active	16	0	2	-11.11%	18	6	0	Y	2	N	07/2025		
12148	HANOVER	04/18/1961	Active	14	0	0	0.00%	15		6	Y	2		10/2025		
12150	KINGSTON	09/10/1947	Active	11	0	0	0.00%	11		6	Y	6	R	09/2025		
	Exc Award (06/30/2018, 06/30/2021)															
12151	LAKEVILLE	03/26/1959	Active	41	2	0	5.13%	37		5	Y		N	02/2024	90+ Days	
	Exc Award (06/30/2018, 06/30/2022, 06/30/2023)															
12156	MATTAPOISETT	06/26/1953	Active	70	4	1	4.48%	67	4	2	Y		N	10/2025		
	Exc Award (06/30/2017, 06/30/2018, 06/30/2019, 06/30/2020, 06/30/2024)															
12157	MIDDLEBORO	12/12/1930	Active	8	0	0	0.00%	9		11	Y	6	R	04/2024		\$10.00
12160	NEW BEDFORD	12/18/1934	Active	11	0	0	0.00%	13		6	Y	4	R	05/2024		\$60.00
12162	NORTON	09/12/1945	Active	50	5	5	0.00%	19	6	0	Y		R	12/2025		\$1,265.00
	Exc Award (06/30/2018, 06/30/2020, 06/30/2021)															
52748	NORTON COMMUNITY	03/25/1992	Active	0	0	0	0.00%	31		0	N	None		05/2025		
	Exc Award (06/30/2020, 06/30/2021, 06/30/2023)															
12165	PLYMOUTH	06/26/1947	Active	63	3	1	3.28%	61	10	0	Y		N	12/2025	90+ Days	\$20.00
	Exc Award (06/30/2018, 06/30/2024)															




Club Health Assessment for District 33 S through December 2025

			Status	Membership						Reports				Finance	LCIF	
Club Number	Club Name	Charter Date	Times in Status Quo in Past 2 Years	Current Member Count **	YTD Members Added	YTD Members Dropped	YTD Net Growth% ***	Member Count 1 Year Ago	Dropped Members Avg.Length of Service	Months Since Membership Update	Current Officers Reported ****	Current President Repeated Term	VP Reported *****	Last Date Reported Service (mm/yyyy)	Account Balance	YTD Donations
12166	PROVINCETOWN	02/22/1932	Active	47	1	0	2.17%	59		1	Y	12	R	01/2025		\$7,500.00
	Exc Award (06/30/2021, 06/30/2024)															
12167	RAYNHAM	02/13/1946	Active	58	14	5	18.37%	38	13	0	Y		N	12/2025		\$500.00
	Exc Award (06/30/2025)															
12168	REHOBOTH	01/29/1957	Active	55	0	4	-6.78%	55	10	3	Y		N	11/2025		\$5.00
	Exc Award (06/30/2020)															
52247	REHOBOTH ANAWAN	12/11/1991	Active	21	0	1	-4.55%	26	7	3	Y		R	06/2025		\$600.00
	Exc Award (06/30/2016, 06/30/2018)															
12169	ROCHESTER	04/14/1966	Active	14	0	2	-12.50%	16	2	0	Y	4		10/2023		\$1,015.00
	Exc Award (06/30/2018, 06/30/2019)															
12170	ROCKLAND	03/20/1957	Active	13	0	0	0.00%	16		2	Y	6		08/2025		
	Exc Award (06/30/2016, 06/30/2018)															
12171	SANDWICH-BOURNE	04/12/1971	Active	19	0	1	-5.00%	20	39	0	Y	2	N	09/2025		\$300.00
	Exc Award (06/30/2018)															
12173	SEEKONK	06/26/1958	Active	28	0	2	-6.67%	31	2	0	Y	2	N	01/2024		
12174	SOMERSET	06/23/1944	Active	76	0	2	-2.56%	74	5	3	Y		N	10/2025		\$270.00
	Exc Award (06/30/2016, 06/30/2017, 06/30/2018, 06/30/2020, 06/30/2022, 06/30/2023, 06/30/2024)															
52815	SOUTH ATTLEBORO VILLAGE	04/08/1992	Active	56	5	1	7.69%	48	47	2	Y	2	R	12/2025		\$385.00
	Exc Award (06/30/2019, 06/30/2020)															
46289	SOUTH CARVER	06/24/1986	Active	11	0	0	0.00%	12		4	Y	5	R	11/2025		
142484	Southeastern MA Paws of Comfort	08/12/2020	Active	26	2	0	8.33%	24		3	Y		R	04/2024		\$5.00
	Exc Award (06/30/2021)															
140150	Wareham	10/23/2019	Active	19	0	0	0.00%	21		6	Y			10/2023		\$20.00
	Exc Award (06/30/2024)															
12177	WEST BRIDGEWATER	03/25/1947	Active	59	9	8	1.72%	58	9	0	Y		N	12/2025		
	Exc Award (06/30/2024)															
12178	WESTPORT	11/16/1961	Active	8	0	0	0.00%	14		6	Y			12/2025		
135313	Whitman Hanson Centennial	06/23/2018	Active(1)	1	1	1	0.00%	1	14	0	N	None		01/2024		



Club Health Assessment for District 33 S through December 2025

<div>Club NumberClub NameCharter Date</div>						Status		Membership					Reports				Finance		LCIF
						Times in Status Quo in Past 2 Years	Current Member Count **	YTD Members Added	YTD Members Dropped	YTD Net Growth***	Member Count 1 Year Ago	Dropped Members Avg.Length of Service	Months Since Membership Update	Current Officers Reported ****	Current President Repeated Term	VP Reported *****	Last Date Reported Service (mm/yyyy)	Account Balance	YTD Donations
Current Total Clubs Count	YTD New Clubs Count	YTD Cancelled Clubs Count	YTD Net Club Gain	Current Total Members Count	YTD Add	YTD Drop	YTD Net Growth	Member Count 12 Months Ago	Average Member Count Per Club	% of Clubs with less than 20 members	% No Officer Report in 12 Months	% of Clubs with balance 90+ days	Number of Clubs in Status Quo	% Status Quo Clubs in Financial Suspension	Number of Cancelled Clubs	Average Cancelled Club Age	Members Lost Due to Cancellation	% of Clubs Cancelled for Non-Financial Reasons	
48	2	0	2	1,446	132	60	72	5.24%	1,378	30	44%	6%	6%	0	0%	0	0	0	0%

* - P - Priority Club. Cancellation Reasons: 1-Objectives/conduct, 2-Non-active club, 5-Non-existing club, 6-Disbanding, 7-Merger, 8-Financial Suspension, 9-District/Multiple District Dues.

** Red denotes below 15 active members.

*** Red denotes 20% + loss.

**** Y - all 3 (President, Secretary, Treasurer) club officers reported, N - not all 3 reported.

***** Abbreviation: N-New, IP-Immediate Past, R-Repeat.